

CAP LLP

Lakes & Prairies Community Action Partnership

2018 Annual Report



2018 A Year In Review

Lakes & Prairies Community Action Partnership (CAPLP) is proud to be part of the nationwide anti-poverty network that has been working to eliminate poverty in our community since 1964. Our vision is to be a strong, responsive organization that provides hope and life changing opportunities for people to help themselves and each other. We work toward this vision through our three main divisions, Head Start, Housing and Economic Empowerment. These divisions provide over 30 programs and services that work to help people change their lives every day. Our mission is to "Eliminate poverty by empowering families and engaging communities."

CAPLP continues to grow our programs in response to the needs that we have identified in the communities we serve, including strengthening our workforce development programming, expanding services to senior citizens, increasing access to high-quality affordable childcare options, and supporting affordable housing. While our primary service area is in Clay and Wilkin counties in West Central Minnesota, many of our programs and services reach beyond the borders of these two counties, including Child Care Aware, Rainbow Bridge, and Workforce Development.

In addition to our ongoing work within each division, over the past year CAPLP has fully embraced the concept of "Multi-Generational" or "2 Gen" services across our organization. While we have secured some additional funding to support this effort, the majority of our work has been about aligning our services. It is truly a philosophy of service, not a special program. We have incorporated "Shared Case Management" processes where our division staff that provide case management services meet regularly to jointly case manage and share critical information about how we can best support families to succeed. We have also hired a Resource Navigator that will provide comprehensive intake and referral services for all agency programs.

Over the past year, our organization has been working on increasing awareness of our programs and services in the community. Part of that branding included a new nickname CAPLP accompanied by a new website www.caplp.org and new email addresses. We are delighted to move forward in our work with this updated logo and nickname as our brand.

We continue our work on our 5-year strategic plan, including:

Goal 1: Individuals and families with low incomes are stable and achieve economic security.

- Strategy 1: Implement a coordinated, multi-generational service model across the agency.
- Strategy 2: Grow agency resources to address identified needs.

Goal 2: Communities where people with low incomes live are healthy and offer opportunity.

- Strategy 1: Provide leadership to partners to identify and develop solutions that improve the entire community.
- Strategy 2: Be the voice for the people we serve.

Goal 3: People with low incomes are engaged and active in building opportunities.

- Strategy 1: Empower people to advocate for the needs of low income people.
- Strategy 2: Develop opportunities for low income people to give back to their community.

Goal 4: Increase agency capacity to achieve results.


- Strategy 1: Improve administrative capacity to support program operations.
- Strategy 2: Incorporate all Pathways to Excellence standards agency-wide.

With our 5-year strategic plan, our organization is excited to continue our work in addressing the causes and conditions of poverty and help our communities thrive. Most important, we couldn't do this without each of you! **Thank you to our volunteers, donors, and supporters for helping us make everyday miracles happen in the lives of the children, families and seniors in our community!**

Lori Schwartz, Executive Director


James Hamer, Board Chair

2018 By the Numbers



Clients Served: In 2018 our agency served 4,682 people including

1,307 Children
541 Senior Citizens
1,895 Families



Housing: CAPLP Supportive Housing Programs assisted

228 People obtained and maintained safe, affordable housing
148 People prevented from entering homelessness



Early Childhood: CAPLP programs provided

708 Children received a child care subsidy to pay for care
1,038 Hours of training provided to child care providers
296 Children received Head Start & Early Head Start




Employment: CAPLP programs helped people get to work

52 People were unemployed and obtained a job
27 People achieved "living wage" employment



Health: CAPLP programs supported healthy families

828 People accessed affordable health insurance
296 Children received immunizations, medical & dental care



Economic Security: Programs help families achieve financial success!

838 People received free Tax Preparation assistance
58 People increased financial skills through Financial Fitness
33 People attended Homebuyer Education Classes

Program Highlight: Group Workcamp



2018 brought another great Group Workcamp project in collaboration with Group Cares Foundation and West Central MN Communities Action! We had over 271 volunteers stay at the Breckenridge school and provide home repairs to 26 residents of Wilkin County. During their week here, they completed 30 exterior painting projects, 7 interior painting projects, 17 porches, 5 wheel chair ramps, and 9 weatherization projects.




"Thank you! Thank you! Thank you! This camp was amazing as we could see how much love the community poured over us! It was wonderful to see so many area businesses and community members come together!"

Group Workcamp Home Repair Projects provide home repair assistance to families in need. In 2018 we provided home repairs to households in the Breckenridge area.



26
Homes repaired

271
Volunteers



\$243,492
invested in the community

Program Highlight: Somali Child Care



Child Care continues to be one of top barriers families identify that prevents them from working, and finding child care is especially difficult when parents are in need of culturally specific care. CAPLP is partnering with West Central Initiative, the Blue Cross Blue Shield Foundation, the Afro American Development Association, and over 20 other community partners and stakeholders to implement the Somali Child Care Project. The goals of this project are:

1. To provide a safe and healthy child care environment for Somali children.
2. To support Somali women in understanding and navigating the child care system.
3. To support Somali women in becoming legally non-licensed or licensed child care providers.


To date this project has assisted 5 Somali individuals in becoming legally non-licensed providers, and we continue to work with other interested individuals to become providers. This program is accomplished by providing the following activities:

- Create a functional model of supporting Somali speaking women through the process
- Contract with multi-lingual individuals with health & safety and child care knowledge to support the process
- Continue relationship/trust building within the Somali community, especially through ongoing participation teaching English Language classes at the Afro American Development Association
- Consult with Somali individuals and connect them with resources to explore feasibility of starting a child care business
- Support Somali individuals in the application process and the business planning process




Child Care Aware helps parents secure high-quality affordable child care, assists child care programs and providers by providing training and technical assistance to improve quality, and assists communities and employers in growing high-quality early childhood programs.

Last year, Child Care Aware programs provided services in 26 counties including:



708

**Children
accessed
affordable
child care**




1,040

**Training
hours
provided to
child care
providers**

Program Highlight: Homeless Outreach

CAPLP recently began providing Homeless Outreach services through a partnership with the Clay County HRA. This program provides street outreach and supportive services for people experiencing homelessness to help them navigate the homeless response system. The story below illustrates the work that we do everyday in this program.




"As an outreach worker I try to meet the clients where they are literally, mentally, physically, and emotionally. Shortly after I started this position, I met a gentleman named James who was released from Clay County Jail 2 hours before stepping into my office. When I met him his sobriety was inconsistent, he did not have custody of his daughter, had no job, and was sleeping on a couch at one of the local shelters. James had no reason to trust me but over time we were able to establish a great working relationship. When we first met, he was hesitant to open up about some of the hardships he has faced, but with consistency and a listening ear he was able to be vulnerable and fully communicate what exactly he needs. Since then, James has been able to gain full time employment, he has received a car from Fix It Forward Ministry, he was approved for a Housing Support program where he receives monthly rental assistance, utility assistance, and case management, and he has graduated from outpatient treatment. James has been successfully housed now since November of 2018. He has even gotten to spend more time with his daughter now that he has a spare bedroom for her to stay in. James still keeps in touch with me to let me know how things are going, he has even referred a friend for assistance!" -Alexa, Homeless Outreach Worker

CAPLP Affordable Housing Programs help people who are experiencing homelessness or are precariously housed to obtain and maintain safe, affordable housing. Last year, CAPLP Affordable Housing Programs assisted:




148

People avoided eviction



186

People received supportive services to maintain housing



1,337

People experiencing homelessness accessed services

Program Highlight: Head Start

In the fall of 2018 CAPLP received \$328,598 to expand Early Head Start home visiting to an additional 24 children and their families. This is a new grant to CAPLP funded by the Minnesota Department of Health. In addition to doing the Early Head Start model we also report on various Health and Safety best practices including Intimate Partner Violence, Safe Sleep, Maternal Mental Health and other health initiatives.

Average Monthly Attendance for this grant is 96%! Parents are coached with the "Parents as Teachers" curriculum. Families are setting both child and family goals and we are seeing strong outcomes and engagement. Our Head Start families are the experts at explaining the benefits of the program:

"I chose Head Start because I know they will be there for my family. My child has already learned so much in Head Start when his home visitor comes to our apartment. He loves when she comes over. She is always asking me how I am and making sure we have everything we need."



"Head Start is a great program and I am so happy our family found it. I enjoy having the home visitor come over every week and I know my daughter does too. We are both learning a lot. They have helped our family a lot so far this year."

Head Start and Early Head Start provide quality education experiences at no cost to income eligible families from expectant mothers to children up to age 5. Last year, CAPLP Head Start provided services to families across Clay & Wilkin Counties, including:




100

Children served through Early Head Start (0-3 yrs.)



363

Parents and Caregivers received supportive services



196

Children served through Head Start (3-5 yrs)

Awards & Recognitions



Dale Rollie
2018 Dennis Heitkamp Leadership Award Recipient



Tammy Bjerkness
2018 Volunteer Extraordinaire Award Recipient

2018 Service Award Recipients



LuAnn Harris, 20 Years of Service



Michelle Skoblik, 20 Years of Service



Lori Schwartz, 20 Years of Service



Esmeralda Urrabzo, 15 Years of Service

Thank you for sharing your time and talents with our team!

Awards & Recognitions



Aven Amedi, 10 Years of Service



Kim Bailey, 10 Years of Service



Becki Johnson, 10 Years of Service



Jenni Beilke, 5 Years of Service



Dawn Block, 5 Years of Service



Kelly Lindstrom, 5 Years of Service



Krystle McNeal, 5 Years of Service



Emma Schmit, 5 Years of Service



Debi Zastrow, 5 Years of Service

Congratulations on your years of service!

2018 Photos




2018 CCAP's Robin Christianson and Kim Trautman



Fargo Marathon Charity Team



United Way of Cass-Clay Employee Engagement Award



Dale Rollie's Retirement



Ribbon cutting ceremony at Belsly Blvd Satellite office

2018 Photos



**Our Board and Team
"Huggy Heart" Community Action!**



Lakes & Prairies Team



Board of Directors

James Hamer, Board Chair
Laurie Drewlow, Vice Chair
Andrea Koczur, Treasurer
Michelle Werner, Secretary
Renee Backlund
John Docken
Shelly Dahlquist
Jonathan Green
Lyle Hovland

Loren Ingebretsen
Sarah King
Kristin Krile
Ben Lien
Jenny Mongeau
Chris Petersen
Eloisa Pigeon
Barry Steen
Ron Verhaagen

Leadership Team

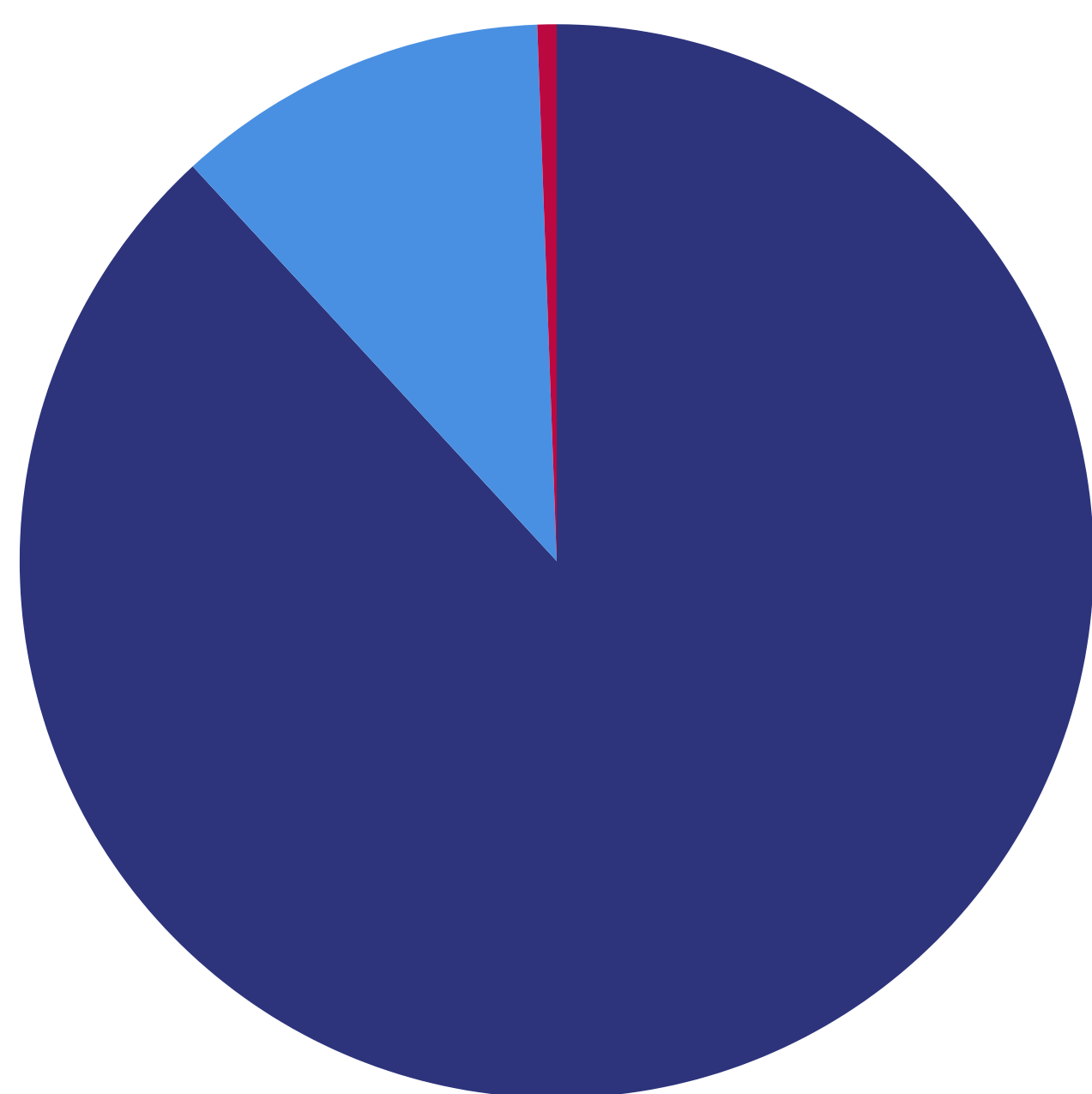
Lori Schwartz, Executive Director
Colleen Murray, Operations Director
Brenda Montplaisir, Finance Director
Becki Johnson, Economic Empowerment Director
Kristin Phillips, Head Start Director
Emma Schmit, Housing Director
Kim Trautman, Human Resources Director

Financial Report

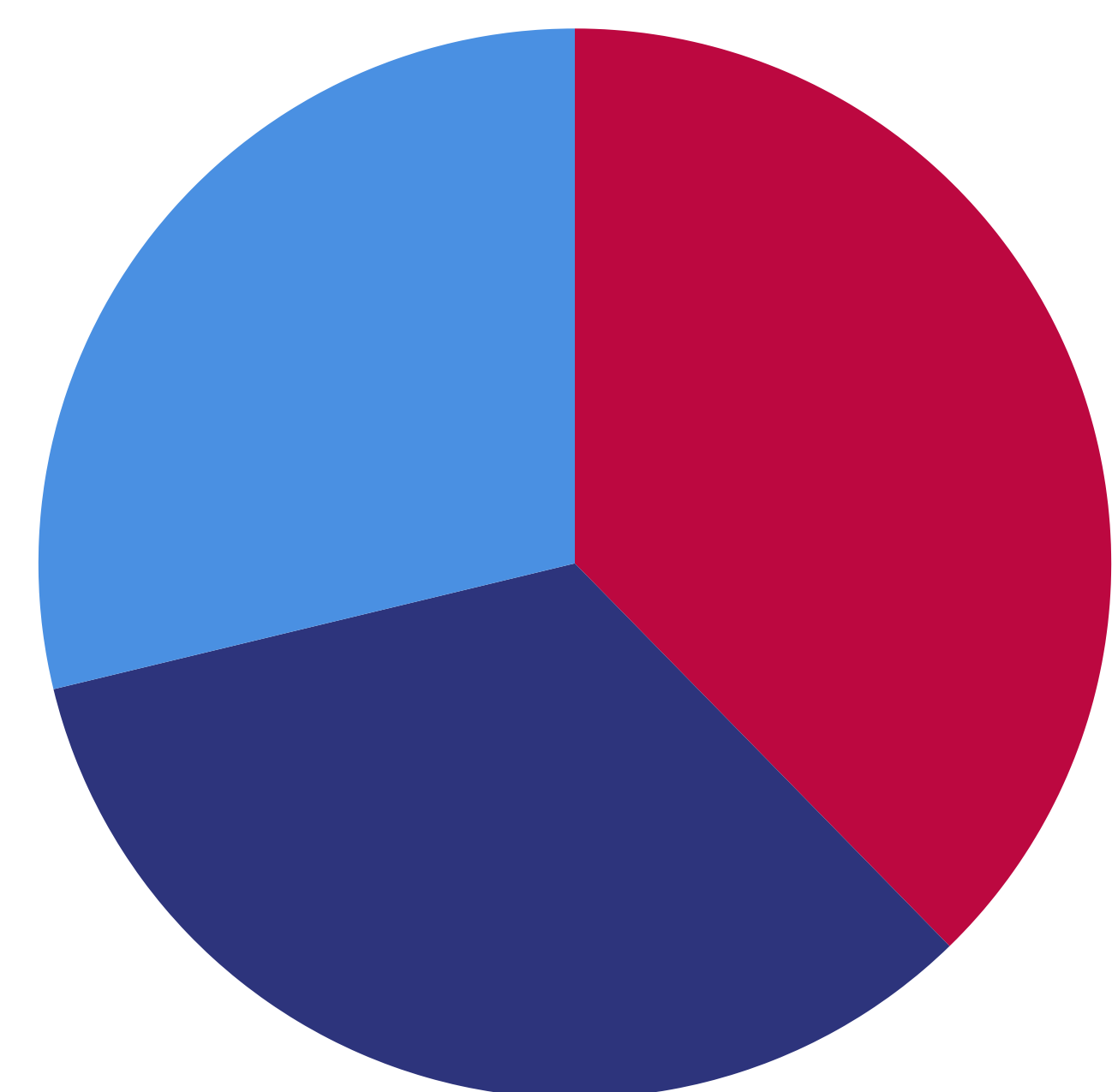
LAKES & PRAIRIES CAP FINANCIAL REPORT FY 2017-2018

REVENUES	2017-2018	2016-2017	ASSETS	2017-2018	2016-2017
Grant Revenue:					
Federal	\$ 3,948,118	\$ 3,450,310	Cash and Cash Equivalents	45,120	335,138
State of Minnesota	2,302,046	2,218,832	Restricted Cash - Unemployment Trust	111,559	145,126
State of North Dakota	40,981	36,498	Investments	94,395	94,046
Local Revenue	553,678	472,521	Due from Other Funds	807,999	728,834
Contributions	23,765	89,277	Grants Receivable	957,756	717,297
In-Kind Contributions	415	2,114	Other Receivables	70,638	61,539
Charges for Services	357,542	346,597	Prepaid Expenses	85,248	59,495
Reimbursements	75,209	46,631	Investments	82,145	82,145
Interest	787	837	Property & Equipment, Net	872,112	817,914
Gain (Loss) on Disposal of Fixed .	(2,867)	312			
Total Revenues	\$ 7,299,674	\$ 6,663,929	Total Assets	\$ 3,126,972	\$ 3,041,534
EXPENSES			LIABILITIES AND NET ASSETS		
Salaries and Wages	3,130,295	2,939,797	Current Maturities of Capital Lease	-	1,634
Fringe Benefits	828,457	727,403	Current Maturities of Facility Loan	35,718	33,933
Administration	118,134	165,565	Due to Other Funds	807,999	728,834
Contracted Services	161,795	80,955	Accounts Payable	99,833	84,134
Supplies	446,580	287,001	Accrued Payroll, Taxes and Related Benefits	184,557	173,320
Travel	136,142	149,801	Accrued Compensated Absences	209,300	212,790
Space Costs and Rentals	257,332	251,820	Deferred Revenue	158,225	214,128
Other Direct Costs	1,813,062	1,809,265	Total Current Liabilities	\$ 1,495,632	\$ 1,448,773
Insurance	28,349	30,651	Long-Term Liabilities		
Depreciation	125,395	108,745	Facility Loan, Less Current Marturies	507,353	542,818
In-Kind	415	2,114	Total Liabilities	\$ 2,002,985	\$ 1,991,591
Consultants and Professional Serv	189,674	123,560	Net Assets		
Total Expenses	\$ 7,235,630	\$ 6,676,677	Undesignated	241,875	810,414
Change in Net Assets	64,044	(12,748)	Investment in Net Fixed Assets	872,112	239,529
NET ASSETS BEGINNING OF YEAR	\$ 1,049,943	\$ 1,062,691	Total Net Assets	\$ 1,113,987	\$ 1,049,943
NET ASSETS END OF YEAR	\$ 1,113,987	\$ 1,049,943	Total Liabilities and Net Assets	\$ 3,116,972	\$ 3,041,534

2017-2018 Functional Expenses



2017-2018 Program Expenses



■ Program Expenses (88.15%)
 ■ Management & General Expenses (11.27%)
 ■ Head Start (37.69%)
 ■ Child Care Aware (33.53%)
 ■ Fund Raising Expenses (0.58%)
 ■ Family & Community Services (28.78%)



CAP LLP

Lakes & Prairies Community Action Partnership



Contact Us



218-512-1500
800-452-3646



www.caplp.org



715 11th Street N
Suite 402
Moorhead, MN 56560



info@caplp.org
